

# Chatham Twp.

## January 2023 Market Snapshot

Units	Address	Style	Bedrms	Baths	DOM	Orig. List Price	List Price	Sales Price	SP:LP	Total Assessment	SP:AV
1	134 Terrace Drive	MultiFlr	2	2.0	7	\$500,000	\$500,000	\$500,000	100.00%	\$380,000	1.32
2	93 Long Hill Lane	Carriage	3	2.0	12	\$549,900	\$549,900	\$612,000	111.29%	\$426,200	1.44
3	493 Green Village Road	Ranch	3	2.0	10	\$729,000	\$729,000	\$765,000	104.94%	\$448,600	1.71
4	13 Britten Road	Colonial	3	2.1	21	\$895,000	\$895,000	\$902,000	100.78%	\$524,500	1.72
5	550 River Road	Contemp	4	3.0	34	\$935,000	\$935,000	\$925,000	98.93%	\$556,100	1.66
6	29 Woodlawn Drive	Colonial	5	5.0	26	\$1,165,000	\$1,099,000	\$1,065,000	96.91%		
7	57 Samuel Way U1	TwEndUn	3	4.1	148	\$1,769,177	\$1,679,995	\$1,679,995	100.00%		
8	43 Huron Drive	Colonial	4	4.1	15	\$1,995,000	\$1,995,000	\$1,995,000	100.00%	\$1,340,200	1.49
9	41 Woodmont Drive	Custom	6	5.1	17	\$2,100,000	\$2,100,000	\$2,175,000	103.57%		
10	210 Longwood Avenue	Colonial	5	3.2	10	\$2,199,000	\$2,199,000	\$2,225,000	101.18%		
11	90 Long View	Colonial	5	5.2	409	\$2,349,000	\$2,499,000	\$2,300,000	92.04%		
AVERAGE					64	\$1,380,552	\$1,380,081	\$1,376,727	100.88%		1.55

### "Active" Listings in Chatham Twp.

Number of Units: 17  
Average List Price: \$2,140,705  
Average Days on Market: 75

### "Under Contract" Listings in Chatham Twp.

Number of Units: 28  
Average List Price: \$1,393,863  
Average Days on Market: 35

Prominent  
Properties

Sotheby's  
INTERNATIONAL REALTY

# Chatham Twp. 2023 Year to Date Market Trends

YTD	January	February	March	April	May	June	July	August	September	October	November	December	YTD AVG
Days on Market	64												64
List Price	\$1,380,081												\$1,380,081
Sales Price	\$1,376,727												\$1,376,727
SP:LP%	100.88%												100.88%
SP to AV	1.55												1.55
# Units Sold	11												11
3 Mo Rate of Ab	1.69												1.69
Active Listings	17												17
Under Contracts	28												28

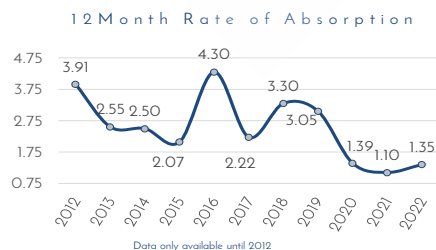
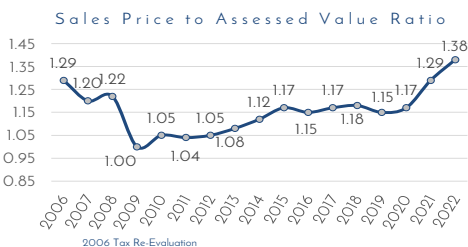
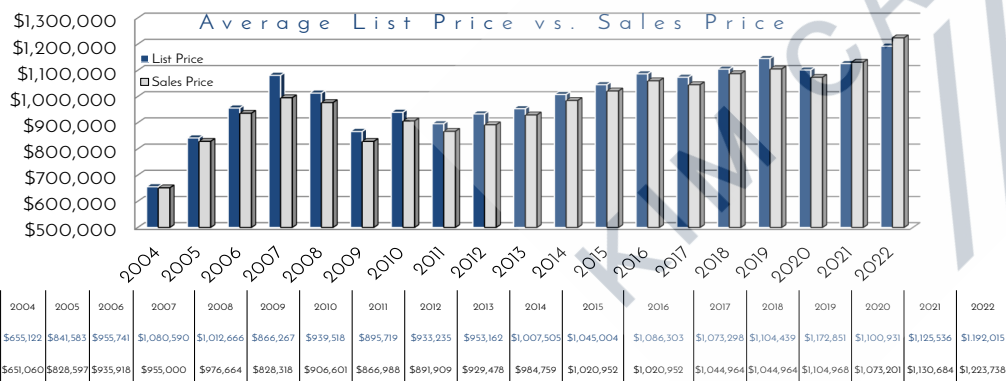
## Flashback! YTD 2022 vs YTD 2023

YTD	2022	2023	% Change
DOM	43	64	50.59%
Sales Price	\$1,155,533	\$1,376,727	19.14%
LP:SP	100.21%	100.88%	0.66%
SP:AV	1.28	1.55	21.69%

Prominent  
Properties  
**Sotheby's**  
INTERNATIONAL REALTY

YTD	2022	2023	% Change
# Units Sold	15	11	-26.67%
Rate of Ab 3 Mo	1.56	1.69	8.33%
Actives	24	17	-29.17%
Under Contracts	28	28	0.00%

## Chatham Twp. Yearly Market Trends



## Chatham Twp. Yearly Market Trends

