

# Chatham Boro

## October 2022 Market Snapshot

Units	Address	Style	Bedrms	Baths	DOM	Orig. List Price	List Price	Sales Price	SP:LP	Total Assessment	SP:AV
1	15 Front Street	Colonial	3	2.1	38	\$775,000	\$775,000	\$720,000	92.90%	\$576,800	1.25
2	91 Center Avenue	Colonial	3	2.1	8	\$749,000	\$749,000	\$765,000	102.14%	\$552,300	1.39
3	9 Woodland Road	Bi-Level	4	2.0	29	\$819,000	\$819,000	\$818,500	99.94%	\$518,500	1.58
4	33 N Summit Avenue	Colonial	3	2.0	10	\$829,000	\$829,000	\$860,000	103.74%	\$514,500	1.67
5	68 N Summit Avenue	Colonial	3	2.0	16	\$849,000	\$849,000	\$900,000	106.01%	\$569,100	1.58
6	30 Vincent Street	Colonial	3	1.1	69	\$949,000	\$920,500	\$900,200	97.79%	\$670,200	1.34
7	264 Fairmount Avenue	Colonial	4	3.1	13	\$989,000	\$989,000	\$1,175,000	118.81%	\$908,200	1.29
AVERAGE					26	\$851,286	\$847,214	\$876,957	103.05%		1.44

### "Active" Listings in Chatham Boro

Number of Units: 7  
Average List Price: \$933,857  
Average Days on Market: 19

### "Under Contract" Listings in Chatham Boro

Number of Units: 6  
Average List Price: \$1,159,650  
Average Days on Market: 25

# Chatham Boro 2022 Year to Date Market Trends

YTD	January	February	March	April	May	June	July	August	September	October	November	December	YTD AVG
Days on Market	54	57	33	26	36	15	21	27	29	26			30
List Price	\$720,000	\$775,500	\$693,150	\$878,242	\$1,182,538	\$1,068,742	\$954,231	\$1,050,054	\$1,213,490	\$847,214			\$980,200
Sales Price	\$762,000	\$809,000	\$763,713	\$958,667	\$1,269,181	\$1,170,742	\$1,045,423	\$1,109,571	\$1,213,050	\$876,957			\$1,044,992
SP:LP%	108.22%	102.89%	109.02%	108.75%	108.10%	109.68%	109.69%	104.00%	100.03%	103.05%			106.57%
SP to AV	1.46	1.33	1.39	1.34	1.36	1.64	1.45	1.57	1.71	1.44			1.51
# Units Sold	6	6	6	12	13	12	13	14	10	7			99
3 Mo Rate of Ab	0.88	1.07	2.10	1.91	1.36	1.68	1.05	0.79	0.41	0.97			1.22
Active Listings	9	8	11	12	17	18	13	9	4	7			11
Under Contracts	13	20	24	23	25	21	21	15	14	6			18

## Flashback! YTD 2021 vs YTD 2022

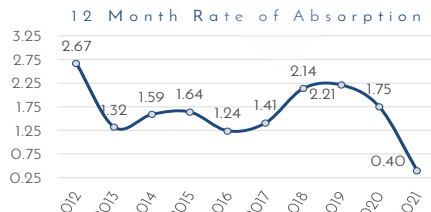
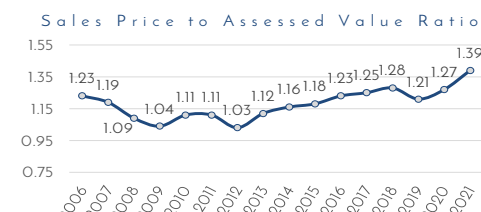
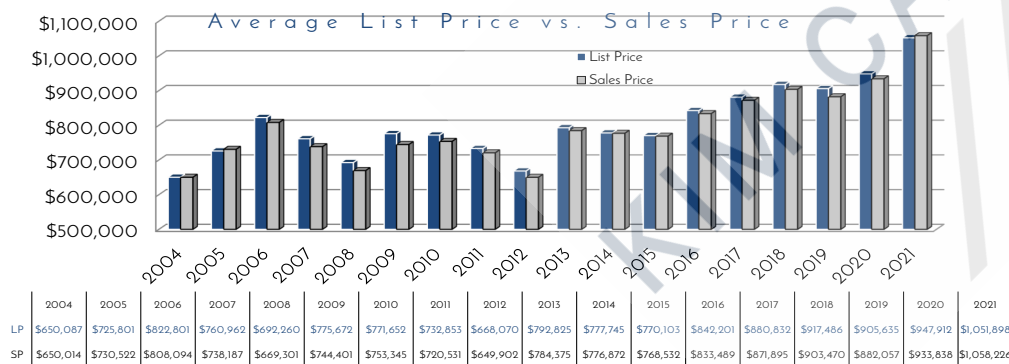
YTD	2021	2022	% Change
DOM	35	30	-15.11%
Sales Price	\$1,069,939	\$1,044,992	-2.33%
LP:SP	100.93%	106.57%	5.60%
SP:AV	1.40	1.51	7.97%

Prominent Properties

**Sotheby's**  
INTERNATIONAL REALTY

YTD	2021	2022	% Change
# Units Sold	145	99	-31.72%
Rate of Ab 3 Mo	2.70	0.97	-64.07%
Actives	15	7	-53.33%
Under Contracts	22	6	-72.73%

## Chatham Boro Yearly Market Trends



## Chatham Boro Yearly Market Trends

